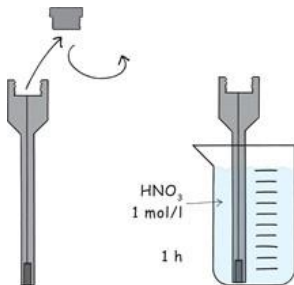
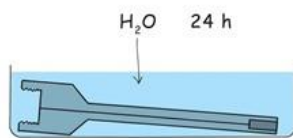


## Complete cleaning of the HydroFlex

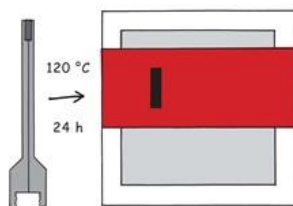
Sometimes a complete cleaning of the HydroFlex is required – especially when there are visible deposits on the electrode.



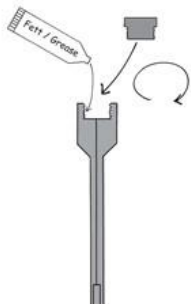
Remove the hydrogen source.  
Place the hydrogen electrode in 1 mol/l nitric acid for 1h.



Then place the entire hydrogen electrode in water for 24 hours.



Dry the hydrogen electrode at about 120° C (put the hydrogen electrode upside down ) for 24h.  
Now the hydrogen electrode is completely cleaned.



Install a new cartridge and activate the hydrogen electrode.